
















TECHNICAL SPECIFICATIONS GF-16 CRANE SYSTEM

	Arm Reach Armlänge	Max. Height* Max. Höhe	Max. payload Max. Belastung	Max. Counterweight Max. Tariergewicht	Crane weight excl. counterweights Eigengewicht Kran ohne Tariergewicht
 1	336 cm/11'	423 cm/13' 10"	250 kg/550 lbs	274 kg/602 lbs	603 kg/1.326 lbs
 2	434 cm/14' 2"	501 cm/16' 5"	250 kg/550 lbs	424 kg/932 lbs	620 kg/1.364 lbs
 3	534 cm/17' 6"	581 cm/19'	250 kg/550 lbs	554 kg/1.218 lbs	672 kg/1.478 lbs
 4	631 cm/20' 8"	658cm/21' 7"	250 kg/550 lbs	718 kg/1.579 lbs	692 kg/1.522 lbs
 5	731 cm/23' 11"	738 cm/24' 2"	250 kg/550 lbs	896 kg/1.971 lbs	711 kg/1.564 lbs
 6	829 cm/27' 2"	816 cm/26' 9"	250 kg/550 lbs	1.078 kg/2.371 lbs	748 kg/1.645 lbs
 7	929 cm/30' 5"	895 cm/29' 4"	250 kg/550 lbs	1.274 kg/2.802 lbs	783 kg/1.722 lbs
 8	1027 cm/33' 8"	973 cm/31' 11"	140 kg/308 lbs	1.022 kg/2.248 lbs	787 kg/1.731 lbs
 9	1.127 cm/36' 11"	1.053 cm/34' 6"	140 kg/308 lbs	1.148 kg/2.525 lbs	818 kg/1.799 lbs
 10	1.225 cm/40' 2"	1.130 cm/37'	130 kg/286 lbs	1.330 kg/2.926 lbs	838 kg/1843 lbs
 11	1.286 cm/42' 2"	1.217 cm/39' 11"	85 kg/187 lbs	974 kg/2.142 lbs	788 kg/1.733 lbs
 12	1.383 cm/45' 4"	1.294cm/42' 5"	85 kg/187 lbs	1.134 kg/2.494 lbs	824 kg/1.812 lbs
 13	1.483 cm/48' 7"	1.374cm/45'	80 kg/176 lbs	1.218 kg/2.679 lbs	837 kg/1.841 lbs
 14	1.581 cm/51' 10"	1.452 cm/47' 7"	80 kg/176 lbs	1.394 kg/3.066 lbs	858 kg/1.887 lbs
 15	1.681 cm/55' 1"	1.531 cm/50' 2"	60 kg/132 lbs	1.362 kg/2.996 lbs	869 kg/1.911 lbs

* Platform/remote bracket
 Technical specifications are subject to change without notice.
 Vorbehaltlich technischer Änderungen.